



Greater Moncton Quilt Guild

My soul is fed....

By my needle and thread


JUNE 2011



Hot Fun in the Summer Time

Inside this issue

Welcome	1
Schedule of Events	2
Winner's Circle	3
Reminders	3
Notices	4
Funnies	4-5
Shop Hop	6-7
Judging	8
Puzzle	9
Contacts	10 - 11



Hello everyone.

Well here we are already at the end of another year (don't you love having to keep track of fiscal years, vacation years, calendar years....?)

I hope everyone is enjoying the warmer weather. I am still in the process of completing the usual spring yard work. Somehow this year I ended up with 3 foot tall dandelions before all the snow was truly melted, so I am waging the weed war now. I am hoping to get the garden planted in the next week or so as well. We don't have tons of space, but enough to grow a bit of lettuce, tomatoes and some cucumbers for salad, and the girls really enjoy watching everything grow, sometimes overnight it seems.

As you hopefully get out and about to enjoy the summer sun, don't forget your sunscreen. There is a fabulous video that someone sent to me, and I think I have passed on the link to some of you already, called "Dear 16-year-old Me". It's very well done, and honestly will bring a bit of a tear to your eye. Check it out if you have the chance, at www.youtube.com/watch?v=_4jgUcxMezM. Or go to Google or Youtube and search for "16 year old me". It made me think about reaching for the hat and sunscreen, especially for my kids.

Don't forget that the 25th Anniversary show is coming up in October, so if you haven't finished something already, consider spending some time this summer working on a project (or projects!) to include there.

Speaking of projects, congratulations to Kim Larracy for her Honourable Mention placement in the CQA Challenge "Quilting in the Forest".



You can see all of this year's entries at <http://www.canadianquilter.com/photo-gallery/trend-tex-quilters-challenge-2011.php>

I want to take this opportunity to tell you that I have had such a great time providing you with this newsletter over the last couple of years. I intended it to be a place to share information about the guild and our craft. I suspect it may have also become my own personal soapbox once or twice! I hope you have all enjoyed reading it as much as I enjoyed writing it.

Peggy Sheehan has agreed to take on this project for next year and I know she is going to do a fabulous job with it in 2011-12 - I can't wait to see what she comes up with!

Have a great summer vacation everyone, and hope to see you in September for another great year!

.... Sam



Schedule of Events

◆ JUNE

- ⌋ June 6 - Pillowcase Day @ Fabric Cupboard for ConKerr Cancer
- ⌋ June 8 - GMQG Regular Meeting
- ⌋ June 30 - Deadline for Quilt Show Registration Forms

◆ JULY


- ⌋ July 1 - Canada Day
- ⌋ July 8-August 28 - Art Hits the Wall, Tides of Time, Rossignol Centre, Liverpool, NS
- ⌋ July 22-23 - Stitches in Bloom – Northern Lights Quilt Guild. O’Leary Community Sports Complex (upstairs) 424 Main St, O’Leary, PEI

◆ AUGUST

- ⌋ August 5-6 - Northumberland Quilt Guild Annual Show and Sale, De-Coste Center, Pictou, NS

- ⌋ Sept. 15-17 - Kennebecasis Valley Quilting Guild Show - Serendipity. Island View Lions Center, 9 Market Street, Quispamsis, NB
- ⌋ Sept 18 - Oct 28 - Annapolis Valley Quilt Guild 10th Anniversary Commemoration Exhibition. MacDonald Museum, 21 School St, Middleton, NS
- ⌋ October 14-15 - Elm City Quilters, Quilts for All Seasons. St. Paul’s Church, Fredericton, NB.
- ⌋ October 21-23 - GMQG 25th Anniversary Show - Follow the Stars. Lion’s Club, Mark Avenue, Moncton,NB.
- ⌋ May 29-June 2, 2012- Quilt Canada 2012, Dalhousie University Campus, Halifax, NS

June 2011



Sun	Mon	Tue	Wed	Thu	Fri	Sat
			1	2	3	4
5	6	7	8	9	10	11
12	13	14	15	16	17	18
19	20	21	22	23	24	25
26	27	28	29	30		



Member Events

Happy birthday and anniversary to all our members celebrating in June.

Do you know of upcoming birthdays, anniversaries, or special events that we can include? Let us know!

The Winner's Circle

Congrats to all the winners of our various draws and contests.



Jelly Roll Draw:

- September: Summer Flowers, Marvin Smith
 - October: Fall/Halloween/Thanksgiving, Sylvie Dube
 - November: Juvenile/kids prints, Roxanne LeBlanc
 - December: Christmas Gold, Grace Crawford
 - January: Meeting Cancelled
 - February: Any Color, Anita LeBlanc
 - March: Green, Marie Melanson
 - April: Purple, Joanne Burke
 - May: Neutrals / Tone-on-tone, Marie Melanson
 - June: Pink
- Strips must be W.O.F. and 2 1/2 inches wide.

50/50 Draw:

- September: Roxanne LeBlanc
- October: Alice Houlahan
- November: Pat Hume
- December: Bridget Daly
- January: Meeting Cancelled
- February: Cindy Colburne
- March: Annette Caissie
- April: Carol Windley
- May:

Block of the Month Draw:

- September: Summer Camp, Nellie Lutes
- October: Corner Office, Marie Melanson
- November: Chimney & Cornerstones, Jerri Burke
- December: Peppermint Sticks, Dawn Irving
- January: Meeting Cancelled
- February: Mock Log Cabin, Marie Bernard
- March: Party Courthouse Steps, Roxanne LeBlanc
- April: Greek Key, Norma McLeod
- May: Cabana, Kim Larracy
- June: Quilters Like Diamonds Too,

Reminders

- ◆ A late fee of \$1 per month is charged for overdue library books. Please return all books for the summer months.
- ◆ Please sign in when you arrive at the Guild meetings (fire regulations require it).
- ◆ Nametags must be worn - 25 cent fee per meeting for those who do not comply.

- ◆ Block of the month for June (Quilters Like Diamonds Too)
- ◆ Jelly Roll strip for June is Pink. 2 1/2 inches x width of fabric
- ◆ Marie Bernard is collecting colored 4L milk bags, which will be made into sleeping mats for Haiti and Africa.
- ◆ We are still looking for a Vice President for the 2011-12 year.





Funnies

Grandmother and her grandson are shopping at the Supermarket.

Grandma: "Diploma, give me the sugar. Diploma, put down that packet of sweets."

Cashier : "Granny, is your grandson's name Diploma?"

Grandma : "Yes."


Cashier : "Why 'Diploma'?"

Grandma : "Because I sent my daughter to University and this is what she brought back."

A woman married three times walked into a bridal shop one day and told the sales clerk that she was looking for a wedding gown for her fourth wedding. "Of course, madam," replied the sales clerk, "exactly what type and color dress are you looking for? The bride to be said; "A long frilly white dress with a veil." The sales clerk hesitated a bit, then said, "Please don't take this the wrong way, but gowns of that nature are

considered more appropriate for brides who are being married the first time - for those who are a bit more innocent, if you know what I mean. Perhaps ivory or sky blue would be nice?" "Well," replied the customer, a little peeved at the clerk's directness, "I can assure you that a white gown would be quite appropriate. Believe it or not, despite all my marriages, I remain as innocent as a first-time bride. You see, my first husband was so excited about our wedding; he died as we were checking into our hotel. My second husband and I got into such a terrible fight in the limo on our way to our honeymoon that we had that wedding annulled immediately and never spoke to each other again." "What about your third husband?" asked the sales clerk. That one was an NDP candidate," said the woman, "and every night for four years, he just sat on the edge of the bed and told me how good it was going to be, but nothing ever happened."

Continued on page 5



Notices

Pillowcases for IWK

Turnout and support of the pillowcase project continues to be super! The next workshop to make the pillowcases for the IWK is planned for Monday, June 6th - 10 o'clock - at The Fabric Cupboard. Come to sew, cut, press, pin, etc. etc. Bring your sewing machine if you would like to but we will have some there for sure. If you have any questions about the program, contact Grace Crawford (h.gcrowford@rogers.com). Check out the website - ConKerrCancer.org - and learn about their history , what extensive work they have done and how this idea is spreading worldwide. The pattern for the Magic Pillow Case is also at this website.

Quilt Show

Some info and reminders from the Quilt Show Committee:

- ◆ Everyone who has tickets for the raffle quilt may return your money at the June meeting and may pick up more tickets if you like.
- ◆ Please drop off/pick up your Entry Form to show a quilt in the show to Peggy Sheehan. Copies of the form are available on the Guild website. There is a \$2 fee for each quilt entered. Limit of 3 + your challenge (which is free).
- ◆ Please consider having your quilt judged. We have three judges coming and we know we have great quilters in our guild.
- ◆ Anyone interested in doing a demonstration at the show can contact Jerri Burke or Tracey Strong.

Check out this cool link to a quilt-y video by the National Film Board. <http://www.quiltskingston.org/khq/index.html> by National Film Board

Anne Morrell Robinson Workshop



Here is the happy group that participated in the Kaleidoscope Workshop with Anne Morrell Robinson in May.

Funnies Continued



As we Silver Surfers know, sometimes we have trouble with our computers. I had a problem yesterday, so I called Eric, the 11-year-old next door, whose bedroom looks like Mission Control and asked him to come over. Eric clicked a couple of buttons and solved the problem. As he was walking away, I called after him, 'So, what was wrong? He replied, 'It was an "ID ten T" error.' I didn't want to appear stupid, but nonetheless inquired, 'An "ID ten T" error? What's that? In case I need to fix it again.' Eric grinned.... 'Haven't you ever heard of an ID ten T error before? 'No,' I replied. 'Write it down,' he said, 'and I think you'll figure it out.' So I wrote down: ID10T. I used to like Eric, the little jerk.

What is Celibacy? Celibacy can be a choice in life, or a condition imposed by circumstances.

While attending a Marriage Weekend, My wife and I, listened to the instructor declare, 'It is essential that husbands and wives know the things that are important to each other.'

He then addressed the men, 'Can you name and describe your wife's favorite flower?' I leaned over, touched my wife's hand gently, and whispered, 'Robin Hood -All-Purpose, isn't it?' And thus began my life of celibacy.....

A woman in a supermarket is following a grandfather and his badly behaved 3 year-old grandson. It's obvious to her that he has his hands full with the child screaming for sweets in the sweet aisle, biscuits in the biscuit aisle; and for fruit, cereal and pop in the other aisles. Meanwhile, Granddad is working his way around, saying in a controlled voice, "Easy, William, we won't be long, easy, boy." Another outburst, and she hears the granddad calmly say, "It's okay, William, just a couple more minutes and we'll be out of here. Hang in there, boy." At the checkout, the little terror is throwing items out of the cart, and Granddad says again in a controlled voice, "William, William, relax buddy, don't get upset. We'll be home in five minutes; stay cool, William." Very impressed, the woman goes outside where the grandfather is loading his groceries and the boy into the car. She said to the elderly gentleman, "It's none of my business, but you were amazing in there. I don't know how you did it. That whole time, you kept your composure, and no matter how loud and disruptive he got, you just calmly kept saying things would be okay. William is very lucky to have you as his Ggrandpa." "Thanks," said the grandfather, "but I'm Williamthe little brat's name is Kevin."

One evening an old Cherokee told his grandson about a battle that goes on inside people. He said : " My son, the battle is between ' two wolves' inside us all. One is EVIL . It is anger. . .envy. . .sorrow. . .jealousy. . .regret. . .greed. . .arrogance. . .self-pity. . .guilt. . .resentment. . .inferiority. . .lies. . .false pride. . .superiority. . .ego. The other is GOOD. It is JOY. . .PEACE. . .LOVE. . .HOPE. . .SERENITY. . .HUMILITY. . .KINDNESS. . .BENEVOLENCE. . .EMPATHY. . .GENEROSITY. . .TRUTH. . .COMPASSION. . .FAITH ". The grandson thought about it for a minute, and the asked his grandfather: "Which wolf wins ? " The old Cherokee simply replied: " The one you feed."

Shop Hop Part III - Visiting with local shop owners

This is the third and final (and much anticipated) instalment in our Shop Hop series. We have some great local resources for all things quilt-y and craft-y, and are giving you a chance to learn a bit about the shops, and their owners.



This month we visit with the girls at **Because You Count (BYC)**. Some of you will remember that they have attended our meetings to present programs on beading and Iris paper/fabric folding.

This year will be the 20th anniversary of Because You Count (in September) and they have three staff members plus Jeannie and Shelley (the owners) who love to serve customers. Jeannie started the shop in her own home as her family was growing up. (She was a former teacher but wanted to be home for the family). Shelley joined with her as a partner in 1997 and they moved the shop to Collishaw Street where they have remained. Some of you may also remember that they had a tiny cottage set up to the side of that Collishaw lot, through the heat of the summer and into the freezing temperatures of the late fall while their building was being renovated. Now that's dedication!

What products/services does BYC offer?

BYC carries so many pretties! Fabric, from Aida to linen to even-weave to mill cloth. Floss, from DMC,



silks, metallics, Perle Cottons, Variegated, and so many other specialty threads. Patterns, kits, buttons, beads, and charms, needles and hoops, frames, lights

and magnifiers.... Anything you might need for your cross stitch projects, you can find it here!



What types of classes are offered at BYC?

Our main emphasis is cross stitch, but other techniques are also taught. Hardanger Embroidery (Norway); Swedish Weaving (Huck Weaving); Canvas Work; Beading; Ribbon Embroidery; Embroidery on Paper; Iris Folding Cards; Punch Needle are also taught and promoted. We love to try new things and love to challenge our customers to work on new fabrics or play with new threads. Our crayon box is full and is ever changing. The new hand-dyed threads and fabrics are so much fun to play with. Our customers range from the beginner to the very advanced, and we love to see what everyone is doing.

Our shop gives classes in the fall, winter and spring and they are advertised in our newsletter which comes out in August, December and March. We organize two full weekend retreats a year - spring and fall; and also have one or two run away and stitch days a year at a local Bed and Breakfast. We also visit several of the EAC Needlework Guilds retreats per year where we are invited to have a mini store onsite. Many of our customers drop in and stitch in the day time, and everyone is welcome. We have several stitching clubs per month as well. Never a dull moment here.

What is your favourite part of owning your own shop? Your least favourite part?

Running your own business is a challenge as you carry the sole responsibility of everything. Good customer service is a high priority for us and we try hard to maintain that. One of our current frustrations is trying to order supplies for customers in a timely manner only to have the items back ordered and/or discontinued. This is frustrating for us and the customers. We order monthly on our main company's, but quarterly on some - so there can be a wait to obtain an item. This is the nature of the needlework business at present with the economy as it is, and most of the products are made overseas and then imported to the distributors in

Shop Hop Continued

the US. The most exciting and special thing about BYC is the friendships we have made over the years. Needleworker's have a special bond in the threads they share over heartfelt conversations. Nothing can replace these moments.

What advice would you give to new quilters becoming interested in the craft?

Most of us are true stitchers with many projects on the go. We like to work on a different project per week and it is amazing to see how fast projects get completed in this time frame. Always a variety and never bored with one project. If a project gets completed in the week, a new one can be started or an old one pulled out and finished. Most of us are knitters too, and some crochet, sew, rug hook or scrapbook. We will never live long enough to finish all the things we want to, but we will never, ever be bored!

So stop in to browse and to visit with these ladies. They are always helpful and you will be impressed and tempted by the selection—betcha can't stop at just 1!!

Because You Count
164 Collishaw Street
Moncton, NB E1C 9R3


Tel (506) 856-8282
Fax (506) 855-2521
E-mail becauseyoucount@hotmail.com



Patterns and samples to inspire any stitcher!




Framing supplies



Specialty and variegated threads. So much fun to play with!

Quilt Show Judging

For those of us that have never entered a quilt in a show, here is some info from a previous year's judging form that you may want to consider when preparing your masterpiece for entry. These are some of the things that may be examined when judging a show quilt:



APPEARANCE AND DESIGN

- ◆ VISUAL IMPACT-- Must be neat, clean, well planned and executed and be properly labeled.**
- ◆ TOP -- Should have harmony, balance, blend, line and color with an effective distribution of lights and darks.
- ◆ TOTAL DESIGN -- Should be well proportioned between the quilt blocks or pattern, the set, the borders and the quilting design.
- ◆ MATERIAL -- Should be suitable to the function of the quilt, be durable and able to stand cleaning methods. Weight, texture, and quality of fabric should be compatible.

WORKMANSHIP

- ◆ SEAMS -- Construction should be smooth and well stitched with harmonious thread.
- ◆ PIECING/APPLIQUE -- Sharp points, intersections meet without lumps, curves precise, stitches consistent, no dark seam allowances showing through.
- ◆ BATTING -- Should be evenly distributed, suitable to technique used.
- ◆ BORDERS AND STRIPS -- Must be straight and even. If pieced, seams should be inconspicuous and balanced.
- ◆ QUILTING -- Stitches uniform over entire top and evenly spaced without knots. Design marking lines should be removed and thread color appropriate for the color of the quilt. Stitches on back should be as neat and even as on top. Good thread tension.
- ◆ BACKING AND BINDING -- Fabric on back should be of the same quality as on the top. Binding should be uniformly filled with batting. Curved corners should flow smoothly without puckers. Square corners should be 90 degrees. Binding stitches should be inconspicuous.

Be Creative! Have Fun!

** What might be included on a quilt label:

- ◆ Date: When the quilt was/is presented, or the period during which it was made.
- ◆ Block/Pattern/Designer name: if you know the name, or if you have created an original piece.
- ◆ Your Name: you made it, take credit for it!
- ◆ Your City and Province
- ◆ Name of the recipient
- ◆ Occasion for which the quilt is made: if there is something special, like a wedding or anniversary it commemorates.



May Puzzle Answers

QUILT
FRAME
THREAD
BATTING
FAT QUARTER
FABRIC
FEED DOGS
BACKING
BARGELLO
BATIK
BINDING
BIAS
CHARM
THIMBLE
ECHO
PRESSING
QUARTER INCH
FUSSY CUT
SLEEVE
MYSTERY
NINE PATCH
ROTARY CUTTER
WHOLECLOTH
TRAPUNTO
TEMPLATES
NEEDLES
LONGARM

I'M CREATIVE. YOU CAN'T EXPECT ME TO BE NEAT TOO!

Who's to Blame? (Contacts)

2010-2011 Executive

President - Gayle Ritchie

Vice-President - Samantha Robichaud

Secretary - Tracey Strong

Treasurer - Ardith Barron

Registrar - Marie Bernard

Program Coordinators - Kim Larracy, Loanna Whitmore

2010-2011 Job Jar Committees

Block of the Month - Beth Rasmussen

Christmas Party - Roxanne LeBlanc, Marie Bernard, Val LeBlanc

Christmas Block Challenge - Samantha Robichaud

Library - Claudette Hannington, Sylvie Dubé

Communications - Samantha Robichaud

Photographer - Gilberte Comeau

Newsletter - Samantha Robichaud

CQA/ACC Liaison -

UFO - Phyllis Melanson

Show & Share - Phyllis Melanson, Joanne Bourque

25th Anniversary Challenge - Nancy Elaschuk, Jennifer Vienneau

50/50 - Betty Rice

Mystery Quilt - Val McCloskey

Group Quilt - Jerri Burke, Beth Sears

Website - Susan Delaney

Retreat - Bridget Daly, Rita Arsenault, Roxanne LeBlanc

Jelly Bean Draw - Valerie McCloskey

Workshop Committee - Roxanne LeBlanc, Vivian LeBlanc, Samantha Robichaud

Quilt Show Chair - Karen Bureaux

How to Reach Us

Greater Moncton Quilt Guild

P.O. Box 28040

Moncton, N.B.

E1C 9N4

www.gmqg.com

General E-mail: admin@gmqg.com

Newsletter E-mail: gmqgnews@gmail.com

Who's to Blame? (Contacts)

2011-2012 Executive

President - Samantha Robichaud

Vice-President - _____

Secretary - Tracey Strong

Treasurer - Ardith Barron

Registrar - Marie Bernard

Program Coordinators - Kim Larracy, _____

2011-2012 Job Jar Committees

Block of the Month - Gayle Ritchie

Christmas Party - Phyllis Melanson, Merlyn Morse

Christmas Block Challenge - Marvin Smith

Library - Audrey Roach, Sylvie Dube

Communications - Marie Bernard

Photographer - Gilberte Comeau

Newsletter - Peggy Sheehan

CQA/ACC Liaison - _____

UFO - Phyllis Melanson

Show & Share - Phyllis Melanson, Joanne Bourque

25th Anniversary Challenge - Nancy Elaschuk, Jennifer Vienneau

50/50 - Betty Rice

Mystery Quilt - Val McCloskey

Group Quilt - Beth Rasmussen

Website - Susan Delaney

Retreat - Susan Delaney, Ree Defina, Roxanne LeBlanc

Jelly Bean Draw - Valerie McCloskey

Workshop Committee - Roxanne LeBlanc, Vivian LeBlanc, Samantha Robichaud

Quilt Show Chair - Karen Bureaux

How to Reach Us

Greater Moncton Quilt Guild

P.O. Box 28040

Moncton, N.B.

E1C 9N4

www.gmqg.com

General E-mail: admin@gmqg.com

Newsletter E-mail: gmqgnews@gmail.com